

Course: MATH-110-001: Finite Mathematics
Instructor: Jasmine Hocutt *
Response Rate: 67/93 (72.04 %)

1 - The procedure for grading was fair.										
Response Option	Weight	Frequency	Percent	Percent Responses	Means					
Strongly Agree	(5)	42	62.69%		<div style="display: flex; justify-content: space-around;"> <div style="text-align: center;"> <p>4.54</p> </div> <div style="text-align: center;"> <p>4.46</p> </div> </div>					
Agree	(4)	19	28.36%							
Undecided	(3)	6	8.96%							
Disagree	(2)	0	0.00%							
Strongly Disagree	(1)	0	0.00%							
				0 25 50 100	Question	College				
Response Rate	Mean	STD	Median	College		Mean	STD	Median		
67/93 (72.04%)	4.54	0.66	5.00	40989		4.46	0.82	5.00		

2 - The course was a valuable experience.										
Response Option	Weight	Frequency	Percent	Percent Responses	Means					
Strongly Agree	(5)	34	50.75%		<div style="display: flex; justify-content: space-around;"> <div style="text-align: center;"> <p>4.28</p> </div> <div style="text-align: center;"> <p>4.28</p> </div> </div>					
Agree	(4)	22	32.84%							
Undecided	(3)	8	11.94%							
Disagree	(2)	2	2.99%							
Strongly Disagree	(1)	1	1.49%							
				0 25 50 100	Question	College				
Response Rate	Mean	STD	Median	College		Mean	STD	Median		
67/93 (72.04%)	4.28	0.90	5.00	40914		4.28	0.96	5.00		

3 - The instructor, Jasmine Hocutt, was an effective communicator. -										
Response Option	Weight	Frequency	Percent	Percent Responses	Means					
Strongly Agree	(5)	52	77.61%		<div style="display: flex; justify-content: space-around;"> <div style="text-align: center;"> <p>4.73</p> </div> <div style="text-align: center;"> <p>4.40</p> </div> </div>					
Agree	(4)	13	19.40%							
Undecided	(3)	1	1.49%							
Disagree	(2)	1	1.49%							
Strongly Disagree	(1)	0	0.00%							
				0 25 50 100	Question	College				
Response Rate	Mean	STD	Median	College		Mean	STD	Median		
67/93 (72.04%)	4.73	0.57	5.00	43987		4.40	0.93	5.00		

4 - The instructor, Jasmine Hocutt, was accessible to students. -										
Response Option	Weight	Frequency	Percent	Percent Responses	Means					
Strongly Agree	(5)	51	76.12%		<div style="display: flex; justify-content: space-around;"> <div style="text-align: center;"> <p>4.72</p> </div> <div style="text-align: center;"> <p>4.47</p> </div> </div>					
Agree	(4)	14	20.90%							
Undecided	(3)	1	1.49%							
Disagree	(2)	1	1.49%							
Strongly Disagree	(1)	0	0.00%							
				0 25 50 100	Question	College				
Response Rate	Mean	STD	Median	College		Mean	STD	Median		
67/93 (72.04%)	4.72	0.57	5.00	43991		4.47	0.82	5.00		

Course: MATH-110-001: Finite Mathematics
Instructor: Jasmine Hocutt *
Response Rate: 67/93 (72.04 %)

5 - The instructor, Jasmine Hocutt, was well-prepared for class. -

Response Option	Weight	Frequency	Percent	Percent Responses	Means				
Strongly Agree	(5)	57	85.07%		4.85	4.57			
Agree	(4)	10	14.93%						
Undecided	(3)	0	0.00%						
Disagree	(2)	0	0.00%						
Strongly Disagree	(1)	0	0.00%						
				0 25 50 100	Question	College			
Response Rate	Mean	STD	Median	College			Mean	STD	Median
67/93 (72.04%)	4.85	0.36	5.00	43975			4.57	0.73	5.00

6 - What grade do you expect to receive in this course?

Response Option	Weight	Frequency	Percent	Percent Responses	Means				
A	(6)	28	42.42%		5.02	5.44			
B	(5)	24	36.36%						
C	(4)	9	13.64%						
D	(3)	1	1.52%						
F	(2)	0	0.00%						
Other	(1)	4	6.06%						
				0 25 50 100	Question	College			
Response Rate	Mean	STD	Median	College			Mean	STD	Median
66/93 (70.97%)	5.02	1.27	5.00	40893			5.44	1.00	6.00

7 - How would you rate this course?

Response Option	Weight	Frequency	Percent	Percent Responses	Means				
Excellent	(5)	30	44.78%		4.10	4.11			
Above Average	(4)	16	23.88%						
Average	(3)	19	28.36%						
Below Average	(2)	2	2.99%						
Failure	(1)	0	0.00%						
				0 25 50 100	Question	College			
Response Rate	Mean	STD	Median	College			Mean	STD	Median
67/93 (72.04%)	4.10	0.92	4.00	40909			4.11	0.99	4.00

8 - How would you rate the instructor, Jasmine Hocutt, of this course? -

Response Option	Weight	Frequency	Percent	Percent Responses	Means				
Excellent	(5)	49	73.13%		4.67	4.33			
Above Average	(4)	14	20.90%						
Average	(3)	4	5.97%						
Below Average	(2)	0	0.00%						
Failure	(1)	0	0.00%						
				0 25 50 100	Question	College			
Response Rate	Mean	STD	Median	College			Mean	STD	Median
67/93 (72.04%)	4.67	0.59	5.00	43979			4.33	0.94	5.00

Course: MATH-110-001: Finite Mathematics
Instructor: Jasmine Hocutt *
Response Rate: 67/93 (72.04 %)

9 - How frequently did you attend class or access the online course?								
Response Option	Weight	Frequency	Percent	Percent Responses	Means			
Always	(5)	38	56.72%		4.36	4.61		
Usually	(4)	20	29.85%					
Often	(3)	5	7.46%					
Sometimes	(2)	3	4.48%					
Rarely	(1)	1	1.49%					
				0 25 50 100	Question	College		
Response Rate	Mean	STD	Median	College	Mean	STD	Median	
67/93 (72.04%)	4.36	0.92	5.00	40909	4.61	0.73	5.00	

10 - The instructor, Jasmine Hocutt, used class time effectively. -								
Response Option	Weight	Frequency	Percent	Percent Responses	Means			
Strongly Agree	(5)	53	79.10%		4.78	4.48		
Agree	(4)	13	19.40%					
Undecided	(3)	1	1.49%					
Disagree	(2)	0	0.00%					
Strongly Disagree	(1)	0	0.00%					
				0 25 50 100	Question	College		
Response Rate	Mean	STD	Median	College	Mean	STD	Median	
67/93 (72.04%)	4.78	0.45	5.00	38746	4.48	0.79	5.00	

11 - The instructor, Jasmine Hocutt, treated you with respect. -								
Response Option	Weight	Frequency	Percent	Percent Responses	Means			
Strongly Agree	(5)	57	85.07%		4.85	4.65		
Agree	(4)	10	14.93%					
Undecided	(3)	0	0.00%					
Disagree	(2)	0	0.00%					
Strongly Disagree	(1)	0	0.00%					
				0 25 50 100	Question	College		
Response Rate	Mean	STD	Median	College	Mean	STD	Median	
67/93 (72.04%)	4.85	0.36	5.00	38748	4.65	0.66	5.00	

12 - Did you come to class prepared by having completed assignments (readings, problems, projects, etc.)?								
Response Option	Weight	Frequency	Percent	Percent Responses	Means			
Always	(5)	49	73.13%		4.64	4.55		
Usually	(4)	14	20.90%					
Often	(3)	3	4.48%					
Sometimes	(2)	0	0.00%					
Rarely	(1)	1	1.49%					
				0 25 50 100	Question	College		
Response Rate	Mean	STD	Median	College	Mean	STD	Median	
67/93 (72.04%)	4.64	0.71	5.00	35640	4.55	0.74	5.00	

Course: MATH-110-001: Finite Mathematics
Instructor: Jasmine Hocutt *
Response Rate: 67/93 (72.04 %)

13 - Did your background prepare you to take this course?									
Response Option	Weight	Frequency	Percent	Percent Responses	Means				
Always	(5)	25	37.31%			3.88	3.83	Question	College
Usually	(4)	23	34.33%						
Often	(3)	9	13.43%						
Sometimes	(2)	6	8.96%						
Not at all	(1)	4	5.97%						
				0 25 50 100					
Response Rate	Mean	STD	Median	College		Mean	STD	Median	
67/93 (72.04%)	3.88	1.19	4.00	35670		3.83	1.27	4.00	

14 - Were the course requirements clearly defined?									
Response Option	Weight	Frequency	Percent	Percent Responses	Means				
Always	(5)	56	84.85%			4.79	4.58	Question	College
Usually	(4)	7	10.61%						
Often	(3)	2	3.03%						
Sometimes	(2)	1	1.52%						
Not at all	(1)	0	0.00%						
				0 25 50 100					
Response Rate	Mean	STD	Median	College		Mean	STD	Median	
66/93 (70.97%)	4.79	0.57	5.00	35604		4.58	0.79	5.00	

15 - Were the reading materials/text useful to the course?									
Response Option	Weight	Frequency	Percent	Percent Responses	Means				
Always	(5)	38	56.72%			4.19	4.12	Question	College
Usually	(4)	15	22.39%						
Often	(3)	7	10.45%						
Sometimes	(2)	3	4.48%						
Not at all	(1)	4	5.97%						
				0 25 50 100					
Response Rate	Mean	STD	Median	College		Mean	STD	Median	
67/93 (72.04%)	4.19	1.17	5.00	35615		4.12	1.17	5.00	

16 - Were the tests and/or assignments appropriate for the course materials?									
Response Option	Weight	Frequency	Percent	Percent Responses	Means				
Always	(5)	51	76.12%			4.67	4.45	Question	College
Usually	(4)	11	16.42%						
Often	(3)	4	5.97%						
Sometimes	(2)	1	1.49%						
Not at all	(1)	0	0.00%						
				0 25 50 100					
Response Rate	Mean	STD	Median	College		Mean	STD	Median	
67/93 (72.04%)	4.67	0.66	5.00	35619		4.45	0.93	5.00	

Course: MATH-110-001: Finite Mathematics
Instructor: Jasmine Hocutt *
Response Rate: 67/93 (72.04 %)

17 - How frequently did you seek out-of-class help from your instructor, Jasmine Hocutt? -									
Response Option	Weight	Frequency	Percent	Percent Responses	Means				
Frequently	(5)	10	14.93%						
Usually	(4)	4	5.97%						
Quite a bit	(3)	9	13.43%						
Occasionally	(2)	24	35.82%						
Not at all	(1)	20	29.85%						
				0 25 50 100	Question	College			
Response Rate	Mean	STD	Median	College		Mean	STD	Median	
67/93 (72.04%)	2.40	1.37	2.00	38767		2.10	1.28	2.00	

18 - How much did you learn in this course?									
Response Option	Weight	Frequency	Percent	Percent Responses	Means				
A great deal	(5)	30	44.78%						
Much	(4)	21	31.34%						
Some	(3)	11	16.42%						
Little	(2)	5	7.46%						
Nothing	(1)	0	0.00%						
				0 25 50 100	Question	College			
Response Rate	Mean	STD	Median	College		Mean	STD	Median	
67/93 (72.04%)	4.13	0.95	4.00	35661		4.13	0.97	4.00	

19 - Was this a required course for you?									
Response Option	Weight	Frequency	Percent	Percent Responses	Means				
Yes	(2)	65	98.48%						
No	(1)	1	1.52%						
				0 25 50 100	Question	College			
Response Rate	Mean	STD	Median	College		Mean	STD	Median	
66/93 (70.97%)	1.98	0.12	2.00	35640		1.73	0.45	2.00	

Course: MATH-110-001: Finite Mathematics
Instructor: Jasmine Hocutt *
Response Rate: 67/93 (72.04 %)

20 - Any additional comments about the instructor, Jasmine Hocutt. -

Response Rate	26/93 (27.96%)
----------------------	----------------

- Great teacher. Good person very kind. Very kind.
- She really cares about the well-being of her students.
- Wonderful instructor, really enjoyed having her this semester.
- I feel that the instructor did a great job attempting to teach the course materials. However, it was hard for me to understand the way she taught things which is why I stopped attending class and would just teach myself how to do all the classwork. Even then I felt that this course was unbelievably hard and I am not sure how I will ever use this class in my degree.
- Professor Hocutt is an excellent instructor. She is very organized, well prepared, and you can tell that she cares for her students and wants them to succeed. I am really appreciative of her for emailing me after tests with words of encouragement, offering to help, or congratulating me on a good score. I would recommend her to students who need to take this course!
- Mrs. Hocutt is an outstanding teacher she always looked out for students i loved that she would reach out to us and congratulate us if we did well on a test. and even if you didn't do that good she would always offer to help you improve 10/10 recommend !
- Professor Hocutt was super sweet and her class lectures were very easy to understand! She always made the lectures to closely resemble the homework and tests which was very helpful to me!
- She was so pleasant and easy to work with. I felt as if she cared about her students more than any other professor I have had and coming from 9 hours away, that is so comforting to have and made it so much easier to want to go to class! Very clear due dates and time in class was very effective and useful, I may have just been a number. to her but. I felt as if she was a friend to me!
- She is so sweet and good at this job
- The material was kind of difficult from when I previously had math in the past. I feel like it is more advanced then other math courses.
- She is a great Instructor. She used time effectively and always was available to us outside of class or through email which was very helpful. She made her notes easy to understand and took her time to take questions during class to make sure understood material as she was teaching and she was always checking on me when I missed class or a big assignment to make sure I was okay or I didn't have any problems with the material. I would recommend her to anyone taking this math class or anything that she teaches.
- kind
- I really enjoyed that the examples in class related to things in real life. That made it a lot easier to understand why the topics we're learning about are important
- Her voice is really calming and soothing and it gives me the sensibility that the math class wont be so hard. Also her teaching style is great which also further made the class easier than I thought.
- She was always super nice and cared about the grades of all her students. She'd reach out to ask if you needed any help if she noticed you struggling and congratulated you when you performed well.
- She was a very nice and approachable professor and really seemed to know what she was talking about.
- She had great lectures! Very helpful!
- she's great
- thank you so much, you always went above and beyond when I asked for help via email!
- n/a
- She makes sure her students understand and was always there to help
- Very great instructor. Having the extra problems on blackboard really helped me a-lot. Thank you!
- She is nice and she is also a very good teacher
- She is so amazing at what she does! She is the best math teacher I have ever had and she made it so easy to grasp to the concepts!
- Dr. Hocutt was a great professor and knew how to effectively teach and aide students!
- One of the best instructors I've had. There was never a time that I could not get help with her. She is very patient and understanding with her students and she truly made my experience the best. I would always tell myself that math is not my best subject but she help me to become more confident in myself while doing math. The University needs more instructors like her. I'm super grateful I took her class.

21 - Any additional comments about the course.

Response Rate	11/93 (11.83%)
----------------------	----------------

- Good course. Got to do what your told to pass the class and go to class every day to pass too, I hope I get an A.
- I do not think that having the tests online or having everything on a third-party website was a good idea. I would much rather this be standard math class and not have to use the Math Lab for testing purposes.
- None
- no!
- In the statistics section, a two part, positive and negative, Z-score chart might be more user-friendly than the single condensed chart that students were given to work with.
- No.
- Very easy simple math course to take a pass. I wish I wouldn't had skipped 110 and went to 112 because I feel like this class would have prepared me for 112 and this class is much easier to understand. I would recommend this class to anyone who ends an extra math credit.
- During online classes, I did see the difficulty of the course go up because I always do better with face to face interactions and always excel more with that.
- no
- n/a
- I believe the course could focus more on subjects that are more real life oriented.

Course: MATH-110-002: Finite Mathematics
Instructor: Jasmine Hocutt *
Response Rate: 83/110 (75.45 %)

1 - The procedure for grading was fair.

Response Option	Weight	Frequency	Percent	Percent Responses	Means						
Strongly Agree	(5)	58	69.88%		<table border="1"> <tr> <td>Question</td> <td>College</td> <td></td> </tr> <tr> <td>4.58</td> <td>4.46</td> <td></td> </tr> </table>	Question	College		4.58	4.46	
Question	College										
4.58	4.46										
Agree	(4)	20	24.10%								
Undecided	(3)	2	2.41%								
Disagree	(2)	1	1.20%								
Strongly Disagree	(1)	2	2.41%								
				0 25 50 100	Question	College					
Response Rate	Mean	STD	Median	College			Mean	STD	Median		
83/110 (75.45%)	4.58	0.81	5.00	40989			4.46	0.82	5.00		

2 - The course was a valuable experience.

Response Option	Weight	Frequency	Percent	Percent Responses	Means						
Strongly Agree	(5)	46	55.42%		<table border="1"> <tr> <td>Question</td> <td>College</td> <td></td> </tr> <tr> <td>4.31</td> <td>4.28</td> <td></td> </tr> </table>	Question	College		4.31	4.28	
Question	College										
4.31	4.28										
Agree	(4)	27	32.53%								
Undecided	(3)	3	3.61%								
Disagree	(2)	4	4.82%								
Strongly Disagree	(1)	3	3.61%								
				0 25 50 100	Question	College					
Response Rate	Mean	STD	Median	College			Mean	STD	Median		
83/110 (75.45%)	4.31	1.01	5.00	40914			4.28	0.96	5.00		

3 - The instructor, Jasmine Hocutt, was an effective communicator. -

Response Option	Weight	Frequency	Percent	Percent Responses	Means						
Strongly Agree	(5)	65	78.31%		<table border="1"> <tr> <td>Question</td> <td>College</td> <td></td> </tr> <tr> <td>4.75</td> <td>4.40</td> <td></td> </tr> </table>	Question	College		4.75	4.40	
Question	College										
4.75	4.40										
Agree	(4)	16	19.28%								
Undecided	(3)	1	1.20%								
Disagree	(2)	1	1.20%								
Strongly Disagree	(1)	0	0.00%								
				0 25 50 100	Question	College					
Response Rate	Mean	STD	Median	College			Mean	STD	Median		
83/110 (75.45%)	4.75	0.54	5.00	43987			4.40	0.93	5.00		

4 - The instructor, Jasmine Hocutt, was accessible to students. -

Response Option	Weight	Frequency	Percent	Percent Responses	Means						
Strongly Agree	(5)	66	80.49%		<table border="1"> <tr> <td>Question</td> <td>College</td> <td></td> </tr> <tr> <td>4.78</td> <td>4.47</td> <td></td> </tr> </table>	Question	College		4.78	4.47	
Question	College										
4.78	4.47										
Agree	(4)	14	17.07%								
Undecided	(3)	2	2.44%								
Disagree	(2)	0	0.00%								
Strongly Disagree	(1)	0	0.00%								
				0 25 50 100	Question	College					
Response Rate	Mean	STD	Median	College			Mean	STD	Median		
82/110 (74.55%)	4.78	0.47	5.00	43991			4.47	0.82	5.00		

Course: MATH-110-002: Finite Mathematics
Instructor: Jasmine Hocutt *
Response Rate: 83/110 (75.45 %)

5 - The instructor, Jasmine Hocutt, was well-prepared for class. -

Response Option	Weight	Frequency	Percent	Percent Responses	Means			
Strongly Agree	(5)	69	83.13%		4.81	4.57		
Agree	(4)	13	15.66%					
Undecided	(3)	0	0.00%					
Disagree	(2)	1	1.20%					
Strongly Disagree	(1)	0	0.00%					
				0 25 50 100	Question	College		
Response Rate	Mean	STD	Median	College		Mean	STD	Median
83/110 (75.45%)	4.81	0.48	5.00	43975		4.57	0.73	5.00

6 - What grade do you expect to receive in this course?

Response Option	Weight	Frequency	Percent	Percent Responses	Means			
A	(6)	32	39.02%		5.11	5.44		
B	(5)	36	43.90%					
C	(4)	10	12.20%					
D	(3)	1	1.22%					
F	(2)	1	1.22%					
Other	(1)	2	2.44%					
				0 25 50 100	Question	College		
Response Rate	Mean	STD	Median	College		Mean	STD	Median
82/110 (74.55%)	5.11	1.03	5.00	40893		5.44	1.00	6.00

7 - How would you rate this course?

Response Option	Weight	Frequency	Percent	Percent Responses	Means			
Excellent	(5)	42	50.60%		4.20	4.11		
Above Average	(4)	21	25.30%					
Average	(3)	16	19.28%					
Below Average	(2)	3	3.61%					
Failure	(1)	1	1.20%					
				0 25 50 100	Question	College		
Response Rate	Mean	STD	Median	College		Mean	STD	Median
83/110 (75.45%)	4.20	0.96	5.00	40909		4.11	0.99	4.00

8 - How would you rate the instructor, Jasmine Hocutt, of this course? -

Response Option	Weight	Frequency	Percent	Percent Responses	Means			
Excellent	(5)	61	73.49%		4.61	4.33		
Above Average	(4)	14	16.87%					
Average	(3)	6	7.23%					
Below Average	(2)	2	2.41%					
Failure	(1)	0	0.00%					
				0 25 50 100	Question	College		
Response Rate	Mean	STD	Median	College		Mean	STD	Median
83/110 (75.45%)	4.61	0.73	5.00	43979		4.33	0.94	5.00

Course: MATH-110-002: Finite Mathematics
Instructor: Jasmine Hocutt *
Response Rate: 83/110 (75.45 %)

9 - How frequently did you attend class or access the online course?									
Response Option	Weight	Frequency	Percent	Percent Responses	Means				
Always	(5)	46	55.42%		4.35	4.61			
Usually	(4)	25	30.12%						
Often	(3)	8	9.64%						
Sometimes	(2)	3	3.61%						
Rarely	(1)	1	1.20%						
				0 25 50 100	Question	College			
Response Rate	Mean	STD	Median	College	Mean	STD	Median		
83/110 (75.45%)	4.35	0.89	5.00	40909	4.61	0.73	5.00		

10 - The instructor, Jasmine Hocutt, used class time effectively. -									
Response Option	Weight	Frequency	Percent	Percent Responses	Means				
Strongly Agree	(5)	65	78.31%		4.73	4.48			
Agree	(4)	16	19.28%						
Undecided	(3)	0	0.00%						
Disagree	(2)	2	2.41%						
Strongly Disagree	(1)	0	0.00%						
				0 25 50 100	Question	College			
Response Rate	Mean	STD	Median	College	Mean	STD	Median		
83/110 (75.45%)	4.73	0.59	5.00	38746	4.48	0.79	5.00		

11 - The instructor, Jasmine Hocutt, treated you with respect. -									
Response Option	Weight	Frequency	Percent	Percent Responses	Means				
Strongly Agree	(5)	71	85.54%		4.86	4.65			
Agree	(4)	12	14.46%						
Undecided	(3)	0	0.00%						
Disagree	(2)	0	0.00%						
Strongly Disagree	(1)	0	0.00%						
				0 25 50 100	Question	College			
Response Rate	Mean	STD	Median	College	Mean	STD	Median		
83/110 (75.45%)	4.86	0.35	5.00	38748	4.65	0.66	5.00		

12 - Did you come to class prepared by having completed assignments (readings, problems, projects, etc.)?									
Response Option	Weight	Frequency	Percent	Percent Responses	Means				
Always	(5)	65	78.31%		4.71	4.55			
Usually	(4)	12	14.46%						
Often	(3)	6	7.23%						
Sometimes	(2)	0	0.00%						
Rarely	(1)	0	0.00%						
				0 25 50 100	Question	College			
Response Rate	Mean	STD	Median	College	Mean	STD	Median		
83/110 (75.45%)	4.71	0.60	5.00	35640	4.55	0.74	5.00		

Course: MATH-110-002: Finite Mathematics
Instructor: Jasmine Hocutt *
Response Rate: 83/110 (75.45 %)

13 - Did your background prepare you to take this course?										
Response Option	Weight	Frequency	Percent	Percent Responses	Means					
Always	(5)	45	54.22%		4.13	3.83				
Usually	(4)	20	24.10%							
Often	(3)	8	9.64%							
Sometimes	(2)	4	4.82%							
Not at all	(1)	6	7.23%							
				0	25	50	100	Question	College	
Response Rate	Mean	STD	Median	College			Mean	STD	Median	
83/110 (75.45%)	4.13	1.22	5.00	35670			3.83	1.27	4.00	

14 - Were the course requirements clearly defined?										
Response Option	Weight	Frequency	Percent	Percent Responses	Means					
Always	(5)	68	81.93%		4.75	4.58				
Usually	(4)	11	13.25%							
Often	(3)	3	3.61%							
Sometimes	(2)	0	0.00%							
Not at all	(1)	1	1.20%							
				0	25	50	100	Question	College	
Response Rate	Mean	STD	Median	College			Mean	STD	Median	
83/110 (75.45%)	4.75	0.64	5.00	35604			4.58	0.79	5.00	

15 - Were the reading materials/text useful to the course?										
Response Option	Weight	Frequency	Percent	Percent Responses	Means					
Always	(5)	55	66.27%		4.36	4.12				
Usually	(4)	16	19.28%							
Often	(3)	4	4.82%							
Sometimes	(2)	3	3.61%							
Not at all	(1)	5	6.02%							
				0	25	50	100	Question	College	
Response Rate	Mean	STD	Median	College			Mean	STD	Median	
83/110 (75.45%)	4.36	1.13	5.00	35615			4.12	1.17	5.00	

16 - Were the tests and/or assignments appropriate for the course materials?										
Response Option	Weight	Frequency	Percent	Percent Responses	Means					
Always	(5)	66	79.52%		4.66	4.45				
Usually	(4)	12	14.46%							
Often	(3)	2	2.41%							
Sometimes	(2)	0	0.00%							
Not at all	(1)	3	3.61%							
				0	25	50	100	Question	College	
Response Rate	Mean	STD	Median	College			Mean	STD	Median	
83/110 (75.45%)	4.66	0.85	5.00	35619			4.45	0.93	5.00	

Course: MATH-110-002: Finite Mathematics
Instructor: Jasmine Hocutt *
Response Rate: 83/110 (75.45 %)

17 - How frequently did you seek out-of-class help from your instructor, Jasmine Hocutt? -												
Response Option	Weight	Frequency	Percent	Percent Responses	Means							
Frequently	(5)	15	18.07%									
Usually	(4)	9	10.84%									
Quite a bit	(3)	6	7.23%									
Occasionally	(2)	34	40.96%									
Not at all	(1)	19	22.89%									
					0	25	50	100	Question	College		
Response Rate	Mean	STD	Median	College			Mean	STD	Median			
83/110 (75.45%)	2.60	1.42	2.00	38767			2.10	1.28	2.00			

18 - How much did you learn in this course?												
Response Option	Weight	Frequency	Percent	Percent Responses	Means							
A great deal	(5)	46	55.42%									
Much	(4)	25	30.12%									
Some	(3)	7	8.43%									
Little	(2)	3	3.61%									
Nothing	(1)	2	2.41%									
					0	25	50	100	Question	College		
Response Rate	Mean	STD	Median	College			Mean	STD	Median			
83/110 (75.45%)	4.33	0.95	5.00	35661			4.13	0.97	4.00			

19 - Was this a required course for you?												
Response Option	Weight	Frequency	Percent	Percent Responses	Means							
Yes	(2)	79	95.18%									
No	(1)	4	4.82%									
					0	25	50	100	Question	College		
Response Rate	Mean	STD	Median	College			Mean	STD	Median			
83/110 (75.45%)	1.95	0.22	2.00	35640			1.73	0.45	2.00			

Course: MATH-110-002: Finite Mathematics
Instructor: Jasmine Hocutt *
Response Rate: 83/110 (75.45 %)

20 - Any additional comments about the instructor, Jasmine Hocutt. -

Response Rate	34/110 (30.91%)
----------------------	-----------------

- great job teaching
- Amazing professor!!! So easy to email with questions & wants all her students to succeed!
- Very reachable to students and very helpful
- Great communicator and always on task will updating student on tests and assignments.
- Jasmine Hocutt is one of my favorite professors ive had at UA. cares about her students and explains things really really well, i just do not enjoy math
- she is the best professor and very sweet and helpful she really love her career
- She was always well prepared for class and was always available when we needed her.
- Mrs. Hocutt is the best teacher I have ever had at UA. I strongly dislike math and was afraid I would not pass a math course at college level. She made it easy for me to learn and the course actually became interesting. She truly cares about the success of her students. She is one of the most genuine and caring teachers I have ever met. She is an asset to this university and the math department.
- I really appreciated the way you care for your students. You treat each student with a great deal of respect. The way you teach is clear and understandable. Thank you for a great semester.
- I thoroughly enjoyed having Mrs. Hocutt as my math teacher. Her notes and lectures were always very organized and well-taught. Coming into this math class, I thought I was going to have a hard time because math was always something I struggled with and the class was so large. Even though the class was large, Mrs. Hocutt explained the math with such great detail and organization that it felt like we were in a smaller room. I found it very easy to approach Mrs. Hocutt with anything I was confused about. I wish all my professors were as organized as Mrs. Hocutt!
- When we went to online my grade suffered due to not all of the homework and test material being covered via online lessons.
- Jasmine Hocutt will go out of her way for her students. She makes sure to make class time entertaining and keeps her students motivated throughout.
- Very well organized and sweet professor. I would definitely recommend her. She was very understanding and always replied to every email I sent her immediately.
- She was always super available and if you needed to get in-touch with her she was easy! She was an amazing teacher and i would recommend her to anyone. She also tried to make sure everyone understood the material that she was teaching.
- she's a nice professor and knows the subject
- try to water down some of the information, sometimes the information went right over my head.I really loved your class and the way you teach for the most part. I appreciate you for going into detail and going step by step with the problems.
- I enjoyed having an instructor who really cared about me and my grade.
- Mrs. Hocutt was hands down one of the best math teachers that I have ever had in my entire life. She broke everything down in class and did not expect you to know everything without teaching it like a lot of UA math professors. She did not move on to a new topic or lesson until she was 100% sure that everyone in the class understood what was going on in the lesson. I would 100% recommend her class to any student at UA.
- Mrs. Hocutt was a great teacher. She moved at a good pace, though sometimes a little fast. She was easy to listen to and learn from.
- She is a great professor. During class, she took her time explaining each lesson, and her notes are very beneficial to the homework. Tutoring was also easily accessible and helped a lot for tests.
- Mrs. Hocutt has been the best math instructor I've had since Freshman year. She's kind and understanding. Her attitude about everything is great and I believe she'll go very far with it.
- super super nice and helpful, highly recommend
- Best teacher I've ever had when it comes to character and treating students with respect
- I do not like taking tests on weassign because they don't give partial credit. I failed all my tests.
- Very sweet teacher !
- She's awesome, really cares about her students, one of my favorite professors! Would take her again!
- Jasmine has been by far one of my top professors at UA. She took the time to learn our names which says a lot in itself. In addition, she continuously makes sure her students are not confused on the material we were learning. If we were to not be doing good in the course she would reach out and make sure things were okay and to see if we needed additional help. I would recommend Jasmine to anyone at UA who is seeking a good math professor. I wish she could teach all subjects I would definitely never fail a course!
- She was very quirky, made me understand math!
- N/A
- Amazing teacher. I wish I had her in highschool.
- Jasmine is an amazin math teacher!! She always goes step by step with problems and she will make ways to where people in the class are able to understand a problem better if they are confused!
- Amazing Professor. Always checked on students and if they were having problems.
- Professor Hocutt is one of the nicest and caring professors I have had so far. She makes it very clear that she wants her students to succeed in her class. Professor Hocutt was an excellent teacher who communicated with the class efficiently and if we ever had any questions or concerns she did not think twice about helping. While teaching it was evident that Professor Hocutt was passionate about what she was teaching us. I would highly recommend her to any student who planned on taking this course.
- no

Course: MATH-110-002: Finite Mathematics
Instructor: Jasmine Hocutt *
Response Rate: 83/110 (75.45 %)

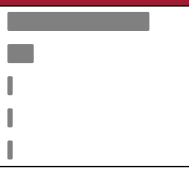
21 - Any additional comments about the course.

Response Rate	16/110 (14.55%)
---------------	-----------------

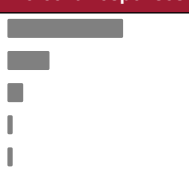
- none
- great course HW and test were accurate to the information we learned in class, would change nothing about this course or professor !
- No
- N/A
- The Webassign assignments helped me understand some points. The office hours are amazing. I loved the blank notes that we could print out, it really helped me in class.
- The math lab (pardon my French) fucking sucks. I sat there bawling crying because no one was allowed to tell me how to write a fraction. How the fuck is that cheating I literally just wanted to finish my test. I would never recommend a math class to someone who doesn't need it. The math lab is an actual fucking joke. Never again.
- Not much of a difficult class as long as you study. Great class overall
- This was a great course required a lot of homework but if you did it right after class there was no problem doing it all.
- N/A
- I learned a lot in this course. I liked the homework system and the work load was just right. I really enjoyed being able to see if I missed problems immediately.
- Very valuable.
- The instructor was good I just had a hard time focusing because math is hard to learn in a lecture setting.
- It was okay.
- N/A
- Great person.
- no

Course: MATH-113-008: Precalculus Trigonometry
Instructor: Jasmine Hocutt *
Response Rate: 35/57 (61.40 %)

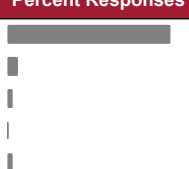
1 - The procedure for grading was fair.

Response Option	Weight	Frequency	Percent	Percent Responses	Means			
Strongly Agree	(5)	27	77.14%		4.60	4.46		
Agree	(4)	5	14.29%					
Undecided	(3)	1	2.86%					
Disagree	(2)	1	2.86%					
Strongly Disagree	(1)	1	2.86%					
				0 25 50 100	Question	College		
Response Rate	Mean	STD	Median	College		Mean	STD	Median
35/57 (61.40%)	4.60	0.91	5.00	40989		4.46	0.82	5.00


2 - The course was a valuable experience.

Response Option	Weight	Frequency	Percent	Percent Responses	Means			
Strongly Agree	(5)	22	62.86%		4.40	4.28		
Agree	(4)	8	22.86%					
Undecided	(3)	3	8.57%					
Disagree	(2)	1	2.86%					
Strongly Disagree	(1)	1	2.86%					
				0 25 50 100	Question	College		
Response Rate	Mean	STD	Median	College		Mean	STD	Median
35/57 (61.40%)	4.40	0.98	5.00	40914		4.28	0.96	5.00

3 - The instructor, Jasmine Hocutt, was an effective communicator. -

Response Option	Weight	Frequency	Percent	Percent Responses	Means			
Strongly Agree	(5)	31	88.57%		4.77	4.40		
Agree	(4)	2	5.71%					
Undecided	(3)	1	2.86%					
Disagree	(2)	0	0.00%					
Strongly Disagree	(1)	1	2.86%					
				0 25 50 100	Question	College		
Response Rate	Mean	STD	Median	College		Mean	STD	Median
35/57 (61.40%)	4.77	0.77	5.00	43987		4.40	0.93	5.00

4 - The instructor, Jasmine Hocutt, was accessible to students. -

Response Option	Weight	Frequency	Percent	Percent Responses	Means			
Strongly Agree	(5)	32	94.12%		4.85	4.47		
Agree	(4)	1	2.94%					
Undecided	(3)	0	0.00%					
Disagree	(2)	0	0.00%					
Strongly Disagree	(1)	1	2.94%					
				0 25 50 100	Question	College		
Response Rate	Mean	STD	Median	College		Mean	STD	Median
34/57 (59.65%)	4.85	0.70	5.00	43991		4.47	0.82	5.00

Course: MATH-113-008: Precalculus Trigonometry
Instructor: Jasmine Hocutt *
Response Rate: 35/57 (61.40 %)

5 - The instructor, Jasmine Hocutt, was well-prepared for class. -

Response Option	Weight	Frequency	Percent	Percent Responses	Means				
Strongly Agree	(5)	31	88.57%		4.77	4.57			
Agree	(4)	2	5.71%						
Undecided	(3)	1	2.86%						
Disagree	(2)	0	0.00%						
Strongly Disagree	(1)	1	2.86%						
				0 25 50 100	Question	College			
Response Rate	Mean	STD	Median	College			Mean	STD	Median
35/57 (61.40%)	4.77	0.77	5.00	43975			4.57	0.73	5.00

6 - What grade do you expect to receive in this course?

Response Option	Weight	Frequency	Percent	Percent Responses	Means				
A	(6)	15	42.86%		5.00	5.44			
B	(5)	11	31.43%						
C	(4)	5	14.29%						
D	(3)	3	8.57%						
F	(2)	0	0.00%						
Other	(1)	1	2.86%						
				0 25 50 100	Question	College			
Response Rate	Mean	STD	Median	College			Mean	STD	Median
35/57 (61.40%)	5.00	1.19	5.00	40893			5.44	1.00	6.00

7 - How would you rate this course?

Response Option	Weight	Frequency	Percent	Percent Responses	Means				
Excellent	(5)	18	51.43%		4.20	4.11			
Above Average	(4)	8	22.86%						
Average	(3)	7	20.00%						
Below Average	(2)	2	5.71%						
Failure	(1)	0	0.00%						
				0 25 50 100	Question	College			
Response Rate	Mean	STD	Median	College			Mean	STD	Median
35/57 (61.40%)	4.20	0.96	5.00	40909			4.11	0.99	4.00

8 - How would you rate the instructor, Jasmine Hocutt, of this course? -

Response Option	Weight	Frequency	Percent	Percent Responses	Means				
Excellent	(5)	28	80.00%		4.71	4.33			
Above Average	(4)	5	14.29%						
Average	(3)	1	2.86%						
Below Average	(2)	1	2.86%						
Failure	(1)	0	0.00%						
				0 25 50 100	Question	College			
Response Rate	Mean	STD	Median	College			Mean	STD	Median
35/57 (61.40%)	4.71	0.67	5.00	43979			4.33	0.94	5.00

Course: MATH-113-008: Precalculus Trigonometry
Instructor: Jasmine Hocutt *
Response Rate: 35/57 (61.40 %)

9 - How frequently did you attend class or access the online course?								
Response Option	Weight	Frequency	Percent	Percent Responses	Means			
Always	(5)	21	60.00%		<div style="display: flex; justify-content: space-around;"> <div style="text-align: center;"> <p>4.46</p> </div> <div style="text-align: center;"> <p>4.61</p> </div> </div>			
Usually	(4)	12	34.29%					
Often	(3)	0	0.00%					
Sometimes	(2)	1	2.86%					
Rarely	(1)	1	2.86%					
				0 25 50 100	Question	College		
Response Rate	Mean	STD	Median	College		Mean	STD	Median
35/57 (61.40%)	4.46	0.89	5.00	40909		4.61	0.73	5.00

10 - The instructor, Jasmine Hocutt, used class time effectively. -								
Response Option	Weight	Frequency	Percent	Percent Responses	Means			
Strongly Agree	(5)	30	85.71%		<div style="display: flex; justify-content: space-around;"> <div style="text-align: center;"> <p>4.83</p> </div> <div style="text-align: center;"> <p>4.48</p> </div> </div>			
Agree	(4)	4	11.43%					
Undecided	(3)	1	2.86%					
Disagree	(2)	0	0.00%					
Strongly Disagree	(1)	0	0.00%					
				0 25 50 100	Question	College		
Response Rate	Mean	STD	Median	College		Mean	STD	Median
35/57 (61.40%)	4.83	0.45	5.00	38746		4.48	0.79	5.00

11 - The instructor, Jasmine Hocutt, treated you with respect. -								
Response Option	Weight	Frequency	Percent	Percent Responses	Means			
Strongly Agree	(5)	31	88.57%		<div style="display: flex; justify-content: space-around;"> <div style="text-align: center;"> <p>4.89</p> </div> <div style="text-align: center;"> <p>4.65</p> </div> </div>			
Agree	(4)	4	11.43%					
Undecided	(3)	0	0.00%					
Disagree	(2)	0	0.00%					
Strongly Disagree	(1)	0	0.00%					
				0 25 50 100	Question	College		
Response Rate	Mean	STD	Median	College		Mean	STD	Median
35/57 (61.40%)	4.89	0.32	5.00	38748		4.65	0.66	5.00

12 - Did you come to class prepared by having completed assignments (readings, problems, projects, etc.)?								
Response Option	Weight	Frequency	Percent	Percent Responses	Means			
Always	(5)	25	71.43%		<div style="display: flex; justify-content: space-around;"> <div style="text-align: center;"> <p>4.60</p> </div> <div style="text-align: center;"> <p>4.55</p> </div> </div>			
Usually	(4)	7	20.00%					
Often	(3)	2	5.71%					
Sometimes	(2)	1	2.86%					
Rarely	(1)	0	0.00%					
				0 25 50 100	Question	College		
Response Rate	Mean	STD	Median	College		Mean	STD	Median
35/57 (61.40%)	4.60	0.74	5.00	35640		4.55	0.74	5.00

Course: MATH-113-008: Precalculus Trigonometry
Instructor: Jasmine Hocutt *
Response Rate: 35/57 (61.40 %)

13 - Did your background prepare you to take this course?									
Response Option	Weight	Frequency	Percent	Percent Responses	Means				
Always	(5)	15	42.86%		4.00	3.83			
Usually	(4)	10	28.57%						
Often	(3)	7	20.00%						
Sometimes	(2)	1	2.86%						
Not at all	(1)	2	5.71%						
				0 25 50 100	Question	College			
Response Rate	Mean	STD	Median	College		Mean	STD	Median	
35/57 (61.40%)	4.00	1.14	4.00	35670		3.83	1.27	4.00	

14 - Were the course requirements clearly defined?									
Response Option	Weight	Frequency	Percent	Percent Responses	Means				
Always	(5)	30	85.71%		4.86	4.58			
Usually	(4)	5	14.29%						
Often	(3)	0	0.00%						
Sometimes	(2)	0	0.00%						
Not at all	(1)	0	0.00%						
				0 25 50 100	Question	College			
Response Rate	Mean	STD	Median	College		Mean	STD	Median	
35/57 (61.40%)	4.86	0.36	5.00	35604		4.58	0.79	5.00	

15 - Were the reading materials/text useful to the course?									
Response Option	Weight	Frequency	Percent	Percent Responses	Means				
Always	(5)	13	37.14%		3.57	4.12			
Usually	(4)	8	22.86%						
Often	(3)	4	11.43%						
Sometimes	(2)	6	17.14%						
Not at all	(1)	4	11.43%						
				0 25 50 100	Question	College			
Response Rate	Mean	STD	Median	College		Mean	STD	Median	
35/57 (61.40%)	3.57	1.44	4.00	35615		4.12	1.17	5.00	

16 - Were the tests and/or assignments appropriate for the course materials?									
Response Option	Weight	Frequency	Percent	Percent Responses	Means				
Always	(5)	25	71.43%		4.49	4.45			
Usually	(4)	6	17.14%						
Often	(3)	1	2.86%						
Sometimes	(2)	2	5.71%						
Not at all	(1)	1	2.86%						
				0 25 50 100	Question	College			
Response Rate	Mean	STD	Median	College		Mean	STD	Median	
35/57 (61.40%)	4.49	1.01	5.00	35619		4.45	0.93	5.00	

Course: MATH-113-008: Precalculus Trigonometry
Instructor: Jasmine Hocutt *
Response Rate: 35/57 (61.40 %)

17 - How frequently did you seek out-of-class help from your instructor, Jasmine Hocutt? -																									
Response Option	Weight	Frequency	Percent	Percent Responses	Means																				
Frequently	(5)	4	11.76%				<table border="1"> <thead> <tr> <th>Response Rate</th> <th>Mean</th> <th>STD</th> <th>Median</th> <th>College</th> <th>Mean</th> <th>STD</th> <th>Median</th> </tr> </thead> <tbody> <tr> <td>34/57 (59.65%)</td> <td>2.24</td> <td>1.26</td> <td>2.00</td> <td>38767</td> <td>2.10</td> <td>1.28</td> <td>2.00</td> </tr> </tbody> </table>			Response Rate	Mean	STD	Median	College	Mean	STD	Median	34/57 (59.65%)	2.24	1.26	2.00	38767	2.10	1.28	2.00
Response Rate	Mean	STD	Median							College	Mean	STD	Median												
34/57 (59.65%)	2.24	1.26	2.00							38767	2.10	1.28	2.00												
Usually	(4)	1	2.94%																						
Quite a bit	(3)	4	11.76%																						
Occasionally	(2)	15	44.12%																						
Not at all	(1)	10	29.41%																						
					0	25	50	100	Question	College															

18 - How much did you learn in this course?																									
Response Option	Weight	Frequency	Percent	Percent Responses	Means																				
A great deal	(5)	15	42.86%				<table border="1"> <thead> <tr> <th>Response Rate</th> <th>Mean</th> <th>STD</th> <th>Median</th> <th>College</th> <th>Mean</th> <th>STD</th> <th>Median</th> </tr> </thead> <tbody> <tr> <td>35/57 (61.40%)</td> <td>4.17</td> <td>0.95</td> <td>4.00</td> <td>35661</td> <td>4.13</td> <td>0.97</td> <td>4.00</td> </tr> </tbody> </table>			Response Rate	Mean	STD	Median	College	Mean	STD	Median	35/57 (61.40%)	4.17	0.95	4.00	35661	4.13	0.97	4.00
Response Rate	Mean	STD	Median							College	Mean	STD	Median												
35/57 (61.40%)	4.17	0.95	4.00							35661	4.13	0.97	4.00												
Much	(4)	14	40.00%																						
Some	(3)	4	11.43%																						
Little	(2)	1	2.86%																						
Nothing	(1)	1	2.86%																						
					0	25	50	100	Question	College															

19 - Was this a required course for you?																									
Response Option	Weight	Frequency	Percent	Percent Responses	Means																				
Yes	(2)	33	97.06%				<table border="1"> <thead> <tr> <th>Response Rate</th> <th>Mean</th> <th>STD</th> <th>Median</th> <th>College</th> <th>Mean</th> <th>STD</th> <th>Median</th> </tr> </thead> <tbody> <tr> <td>34/57 (59.65%)</td> <td>1.97</td> <td>0.17</td> <td>2.00</td> <td>35640</td> <td>1.73</td> <td>0.45</td> <td>2.00</td> </tr> </tbody> </table>			Response Rate	Mean	STD	Median	College	Mean	STD	Median	34/57 (59.65%)	1.97	0.17	2.00	35640	1.73	0.45	2.00
Response Rate	Mean	STD	Median							College	Mean	STD	Median												
34/57 (59.65%)	1.97	0.17	2.00	35640	1.73	0.45	2.00																		
No	(1)	1	2.94%																						
					0	25	50	100	Question	College															

Course: MATH-113-008: Precalculus Trigonometry
Instructor: Jasmine Hocutt *
Response Rate: 35/57 (61.40 %)

20 - Any additional comments about the instructor, Jasmine Hocutt. -

Response Rate	18/57 (31.58%)
----------------------	----------------

- Wish she could have gone a little more in depth into the problems and explained all the steps and not assume we know where we get certain information from.
- She is a wonderful instructor. You can tell she genuinely cares about her students. She even took the time to learn all our names. Her lessons were excellent and well paced.
- very helpful with this course , because it was quite challenging , i highly recommend professor Hocutt for this course.
- Very good teacher, care about her students and wants us to succeed.
- I loved her class and her teaching. Of course no one can make math very exciting, but I didn't mind being in class and would gladly take her in the future. One of my favorite professors thus far.
- Very good instructor, always approachable.
- She is by far the best math teacher I've ever had. She is so kind and helpful to all of her students and goes slow enough in class to make sure all of her students are on track with what she's teaching. I wish I could have her for every math class forward!
- Ms. Hocutt is awesome. Super nice, very passionate about math, and a great communicator.
- Jasmine Hocutt took the time to memorize everyone's name and when she taught us how to solve problems she showed us different ways to solve the same problem which was helpful. She was adamant about making sure she wasn't moving too fast for anyone to follow and frequently check-in with the class to see if we were keeping up. She also made sure to go over problems she knew didn't have a watchable example in WebAssign which was also very helpful and considerate.
- Professor Hocutt was very helpful and made herself available to everyone.
- Mrs. Hocutt is a great lecturer and gives us great notes. She always makes sure we are prepared to complete the assignments for that week.
- Professor Hocutt is an outstanding teacher and made attending class each day enjoyable. I don't consider myself to be incapable of succeeding but for some reason math has never clicked in my head, no matter what course it was. As a result this ended up being the second time I took this course. Unlike my first instructor who I never was able to understand and made me too intimidated to approach for any assistance, Professor Hocutt was the polar opposite. She made lessons easy to understand, kept the classroom environment fun, and was always more than accommodating. She would work with me for extended periods of time in order to answer any and all of my questions. My first test I was cocky since I had already done this before and did not ask for assistance, which was reflected in my grade. After that I was determined to do well in this class and she met with me multiple times before my second exam, which I went from an F to an A. Even through this process of transitioning online she has been emailed and reached out multiple times to us in order to ensure that we did not need any assistance/ have questions. I cannot express how glad I am to have taken her for this course, because she made me believe that maybe I wasn't as bad at math as I always had thought. I am very much looking forward to having her as my professor for math125 over the summer, which says something because I never thought that I would say this about calculus. I feel so strongly about how amazing she is as a teacher that I would gladly go on record and pass this information along so that she receives the recognition that she deserves.
- Mrs. Hocutt makes a hard class much easier with her teaching style!
- Mrs. Hocutt was a great professor. She always taught the material in a way that was understood, and if someone wasn't understanding then she would stop and help them.
- good teacher, bad class
- She was a great professor, but it was me just not understanding trigonometry.
- She is an amazing instructor. Very willing to help!
- N/a

21 - Any additional comments about the course.

Response Rate	8/57 (14.04%)
----------------------	---------------

- I really liked the way the class was taught it made it easy for the material to understand. I also liked the reviews a lot and how they included what we specifically needed to know for the test because its easy to forget what all was covered in a section.
- It challenged me quite a bit, and I am not going to make the grade I'd like, but I think the grade is fair. As with math 112 that I took last semester, I think assignments with fewer problems would have allowed me more time to study and understand the material better, rather than just trying to get everything done.
- The course was difficult at times, but it was very beneficial.
- The most helpful thing for me were the "watch it"s on webassign. I wish there was one for every problem.
- Due to hospitalization and University lock down as a result of COVID I had to petition for my grade not to be penalizes 30%. In an unprecedented time with far beyond extenuating circumstances with doctor excuses provided for my hospital stay and continued doctor care, I should not have had to suffer any additional punishment through grades on make up work. This was not the fault of my professor. I am still awaiting a response on my petition.
- The practice tests helped a lot to prepare for the exams. The instructor made all the difference though.
- i hate the online aspect of this
- N/a

Course: MATH-113-009: Precalculus Trigonometry
Instructor: Jasmine Hocutt *
Response Rate: 27/31 (87.10 %)

1 - The procedure for grading was fair.									
Response Option	Weight	Frequency	Percent	Percent Responses	Means				
Strongly Agree	(5)	10	37.04%			4.26	4.46	0.82	5.00
Agree	(4)	15	55.56%						
Undecided	(3)	1	3.70%						
Disagree	(2)	1	3.70%						
Strongly Disagree	(1)	0	0.00%						
				0 25 50 100	Question	College			
Response Rate	Mean	STD	Median	College	Mean	STD	Median		
27/31 (87.10%)	4.26	0.71	4.00	40989	4.46	0.82	5.00		

2 - The course was a valuable experience.									
Response Option	Weight	Frequency	Percent	Percent Responses	Means				
Strongly Agree	(5)	9	33.33%			4.00	4.28	0.96	5.00
Agree	(4)	13	48.15%						
Undecided	(3)	3	11.11%						
Disagree	(2)	0	0.00%						
Strongly Disagree	(1)	2	7.41%						
				0 25 50 100	Question	College			
Response Rate	Mean	STD	Median	College	Mean	STD	Median		
27/31 (87.10%)	4.00	1.07	4.00	40914	4.28	0.96	5.00		

3 - The instructor, Jasmine Hocutt, was an effective communicator. -									
Response Option	Weight	Frequency	Percent	Percent Responses	Means				
Strongly Agree	(5)	18	66.67%			4.63	4.40	0.93	5.00
Agree	(4)	8	29.63%						
Undecided	(3)	1	3.70%						
Disagree	(2)	0	0.00%						
Strongly Disagree	(1)	0	0.00%						
				0 25 50 100	Question	College			
Response Rate	Mean	STD	Median	College	Mean	STD	Median		
27/31 (87.10%)	4.63	0.56	5.00	43987	4.40	0.93	5.00		

4 - The instructor, Jasmine Hocutt, was accessible to students. -									
Response Option	Weight	Frequency	Percent	Percent Responses	Means				
Strongly Agree	(5)	19	70.37%			4.67	4.47	0.82	5.00
Agree	(4)	7	25.93%						
Undecided	(3)	1	3.70%						
Disagree	(2)	0	0.00%						
Strongly Disagree	(1)	0	0.00%						
				0 25 50 100	Question	College			
Response Rate	Mean	STD	Median	College	Mean	STD	Median		
27/31 (87.10%)	4.67	0.55	5.00	43991	4.47	0.82	5.00		

Course: MATH-113-009: Precalculus Trigonometry
Instructor: Jasmine Hocutt *
Response Rate: 27/31 (87.10 %)

5 - The instructor, Jasmine Hocutt, was well-prepared for class. -

Response Option	Weight	Frequency	Percent	Percent Responses	Means				
Strongly Agree	(5)	18	66.67%			4.63	4.57		
Agree	(4)	8	29.63%						
Undecided	(3)	1	3.70%						
Disagree	(2)	0	0.00%						
Strongly Disagree	(1)	0	0.00%						
				0 25 50 100	Question	College			
Response Rate	Mean	STD	Median	College			Mean	STD	Median
27/31 (87.10%)	4.63	0.56	5.00	43975			4.57	0.73	5.00

6 - What grade do you expect to receive in this course?

Response Option	Weight	Frequency	Percent	Percent Responses	Means				
A	(6)	8	32.00%			5.04	5.44		
B	(5)	13	52.00%						
C	(4)	3	12.00%						
D	(3)	0	0.00%						
F	(2)	0	0.00%						
Other	(1)	1	4.00%						
				0 25 50 100	Question	College			
Response Rate	Mean	STD	Median	College			Mean	STD	Median
25/31 (80.65%)	5.04	1.06	5.00	40893			5.44	1.00	6.00

7 - How would you rate this course?

Response Option	Weight	Frequency	Percent	Percent Responses	Means				
Excellent	(5)	8	29.63%			3.81	4.11		
Above Average	(4)	9	33.33%						
Average	(3)	8	29.63%						
Below Average	(2)	1	3.70%						
Failure	(1)	1	3.70%						
				0 25 50 100	Question	College			
Response Rate	Mean	STD	Median	College			Mean	STD	Median
27/31 (87.10%)	3.81	1.04	4.00	40909			4.11	0.99	4.00

8 - How would you rate the instructor, Jasmine Hocutt, of this course? -

Response Option	Weight	Frequency	Percent	Percent Responses	Means				
Excellent	(5)	17	62.96%			4.56	4.33		
Above Average	(4)	8	29.63%						
Average	(3)	2	7.41%						
Below Average	(2)	0	0.00%						
Failure	(1)	0	0.00%						
				0 25 50 100	Question	College			
Response Rate	Mean	STD	Median	College			Mean	STD	Median
27/31 (87.10%)	4.56	0.64	5.00	43979			4.33	0.94	5.00

Course: MATH-113-009: Precalculus Trigonometry
Instructor: Jasmine Hocutt *
Response Rate: 27/31 (87.10 %)

9 - How frequently did you attend class or access the online course?									
Response Option	Weight	Frequency	Percent	Percent Responses	Means				
Always	(5)	19	73.08%		4.58	4.61			
Usually	(4)	4	15.38%						
Often	(3)	2	7.69%						
Sometimes	(2)	1	3.85%						
Rarely	(1)	0	0.00%						
				0 25 50 100	Question	College			
Response Rate	Mean	STD	Median	College	Mean	STD	Median		
26/31 (83.87%)	4.58	0.81	5.00	40909	4.61	0.73	5.00		

10 - The instructor, Jasmine Hocutt, used class time effectively. -									
Response Option	Weight	Frequency	Percent	Percent Responses	Means				
Strongly Agree	(5)	19	70.37%		4.67	4.48			
Agree	(4)	7	25.93%						
Undecided	(3)	1	3.70%						
Disagree	(2)	0	0.00%						
Strongly Disagree	(1)	0	0.00%						
				0 25 50 100	Question	College			
Response Rate	Mean	STD	Median	College	Mean	STD	Median		
27/31 (87.10%)	4.67	0.55	5.00	38746	4.48	0.79	5.00		

11 - The instructor, Jasmine Hocutt, treated you with respect. -									
Response Option	Weight	Frequency	Percent	Percent Responses	Means				
Strongly Agree	(5)	20	74.07%		4.70	4.65			
Agree	(4)	6	22.22%						
Undecided	(3)	1	3.70%						
Disagree	(2)	0	0.00%						
Strongly Disagree	(1)	0	0.00%						
				0 25 50 100	Question	College			
Response Rate	Mean	STD	Median	College	Mean	STD	Median		
27/31 (87.10%)	4.70	0.54	5.00	38748	4.65	0.66	5.00		

12 - Did you come to class prepared by having completed assignments (readings, problems, projects, etc.)?									
Response Option	Weight	Frequency	Percent	Percent Responses	Means				
Always	(5)	17	65.38%		4.58	4.55			
Usually	(4)	7	26.92%						
Often	(3)	2	7.69%						
Sometimes	(2)	0	0.00%						
Rarely	(1)	0	0.00%						
				0 25 50 100	Question	College			
Response Rate	Mean	STD	Median	College	Mean	STD	Median		
26/31 (83.87%)	4.58	0.64	5.00	35640	4.55	0.74	5.00		

Course: MATH-113-009: Precalculus Trigonometry
Instructor: Jasmine Hocutt *
Response Rate: 27/31 (87.10 %)

13 - Did your background prepare you to take this course?										
Response Option	Weight	Frequency	Percent	Percent Responses	Means					
Always	(5)	6	22.22%		<div style="display: flex; justify-content: space-around;"> <div style="text-align: center;"> <p>3.63</p> </div> <div style="text-align: center;"> <p>3.83</p> </div> </div>					
Usually	(4)	10	37.04%							
Often	(3)	7	25.93%							
Sometimes	(2)	3	11.11%							
Not at all	(1)	1	3.70%							
				0 25 50 100	Question	College				
Response Rate	Mean	STD	Median	College		Mean	STD	Median		
27/31 (87.10%)	3.63	1.08	4.00	35670		3.83	1.27	4.00		

14 - Were the course requirements clearly defined?										
Response Option	Weight	Frequency	Percent	Percent Responses	Means					
Always	(5)	18	66.67%		<div style="display: flex; justify-content: space-around;"> <div style="text-align: center;"> <p>4.59</p> </div> <div style="text-align: center;"> <p>4.58</p> </div> </div>					
Usually	(4)	7	25.93%							
Often	(3)	2	7.41%							
Sometimes	(2)	0	0.00%							
Not at all	(1)	0	0.00%							
				0 25 50 100	Question	College				
Response Rate	Mean	STD	Median	College		Mean	STD	Median		
27/31 (87.10%)	4.59	0.64	5.00	35604		4.58	0.79	5.00		

15 - Were the reading materials/text useful to the course?										
Response Option	Weight	Frequency	Percent	Percent Responses	Means					
Always	(5)	10	37.04%		<div style="display: flex; justify-content: space-around;"> <div style="text-align: center;"> <p>3.74</p> </div> <div style="text-align: center;"> <p>4.12</p> </div> </div>					
Usually	(4)	5	18.52%							
Often	(3)	8	29.63%							
Sometimes	(2)	3	11.11%							
Not at all	(1)	1	3.70%							
				0 25 50 100	Question	College				
Response Rate	Mean	STD	Median	College		Mean	STD	Median		
27/31 (87.10%)	3.74	1.20	4.00	35615		4.12	1.17	5.00		

16 - Were the tests and/or assignments appropriate for the course materials?										
Response Option	Weight	Frequency	Percent	Percent Responses	Means					
Always	(5)	15	55.56%		<div style="display: flex; justify-content: space-around;"> <div style="text-align: center;"> <p>4.22</p> </div> <div style="text-align: center;"> <p>4.45</p> </div> </div>					
Usually	(4)	7	25.93%							
Often	(3)	2	7.41%							
Sometimes	(2)	2	7.41%							
Not at all	(1)	1	3.70%							
				0 25 50 100	Question	College				
Response Rate	Mean	STD	Median	College		Mean	STD	Median		
27/31 (87.10%)	4.22	1.12	5.00	35619		4.45	0.93	5.00		

Course: MATH-113-009: Precalculus Trigonometry
Instructor: Jasmine Hocutt *
Response Rate: 27/31 (87.10 %)

17 - How frequently did you seek out-of-class help from your instructor, Jasmine Hocutt? -													
Response Option	Weight	Frequency	Percent	Percent Responses	Means								
Frequently	(5)	2	7.41%										
Usually	(4)	1	3.70%										
Quite a bit	(3)	3	11.11%										
Occasionally	(2)	13	48.15%										
Not at all	(1)	8	29.63%										
					0	25	50	100	Question	College			
Response Rate	Mean	STD	Median	College	Mean	STD	Median						
27/31 (87.10%)	2.11	1.12	2.00	38767	2.10	1.28	2.00						

18 - How much did you learn in this course?													
Response Option	Weight	Frequency	Percent	Percent Responses	Means								
A great deal	(5)	5	18.52%										
Much	(4)	12	44.44%										
Some	(3)	8	29.63%										
Little	(2)	0	0.00%										
Nothing	(1)	2	7.41%										
					0	25	50	100	Question	College			
Response Rate	Mean	STD	Median	College	Mean	STD	Median						
27/31 (87.10%)	3.67	1.04	4.00	35661	4.13	0.97	4.00						

19 - Was this a required course for you?													
Response Option	Weight	Frequency	Percent	Percent Responses	Means								
Yes	(2)	22	81.48%										
No	(1)	5	18.52%										
					0	25	50	100	Question	College			
Response Rate	Mean	STD	Median	College	Mean	STD	Median						
27/31 (87.10%)	1.81	0.40	2.00	35640	1.73	0.45	2.00						

20 - Any additional comments about the instructor, Jasmine Hocutt. -	
Response Rate	6/31 (19.35%)
<ul style="list-style-type: none"> Ms. Hocutt is a great teacher and definitely helpful when it comes to various aspects of the class. Overall, great teacher. she is does a very good job at actually explaining the math and goes at a good pace Great professor who actually cared about the well-being of her students and was a very sweet lady Communicates very well and is one of the nicest professors I have ever had. I enjoyed your teaching a lot, I got a better understanding of math and the concepts we were learning. Most friendly professor I've had in college. Very willing to help in any way. 	

21 - Any additional comments about the course.	
Response Rate	1/31 (3.23%)
<ul style="list-style-type: none"> No additional comments. 	